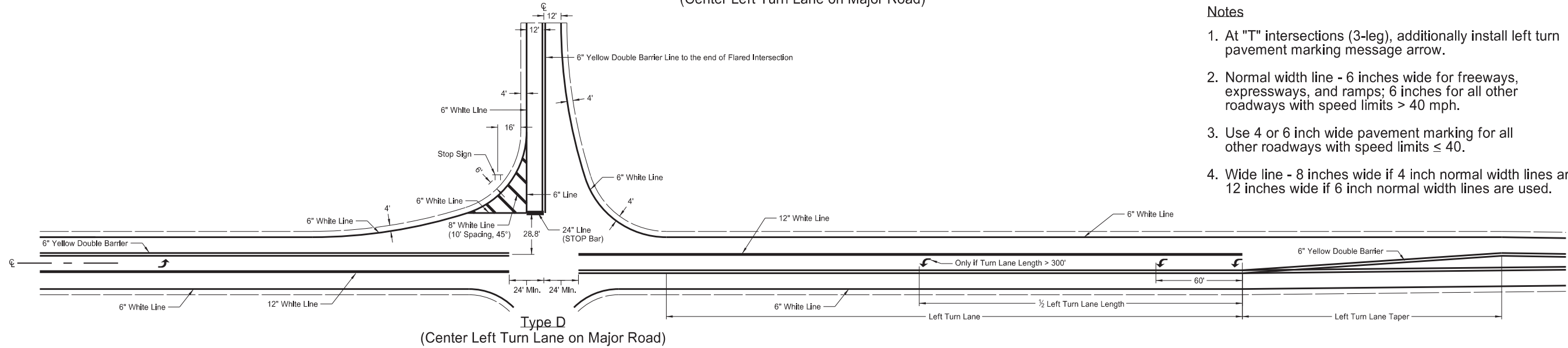


PAVEMENT MARKING FOR STANDARD 90 DEGREE FLARED INTERSECTION

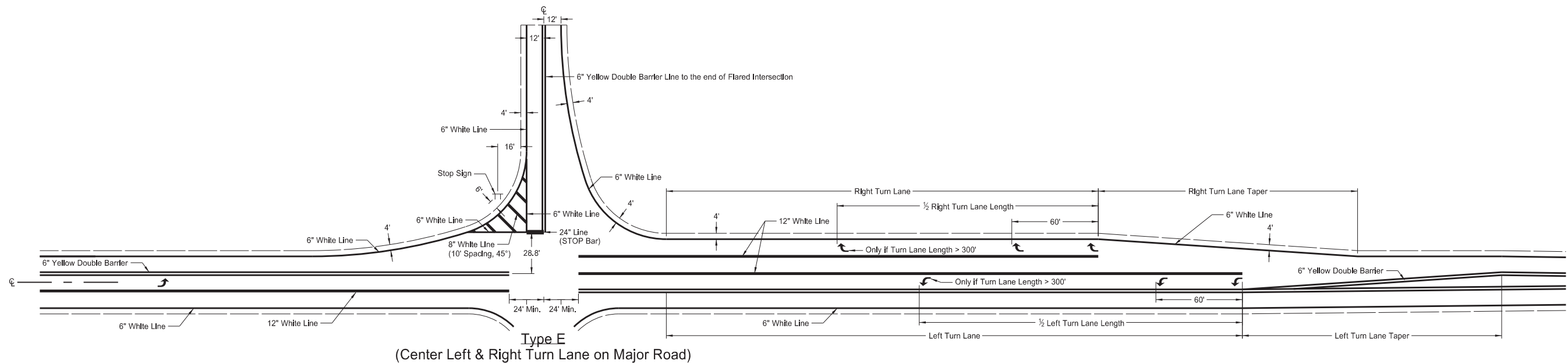
(Center Left Turn Lane on Major Road)

Notes

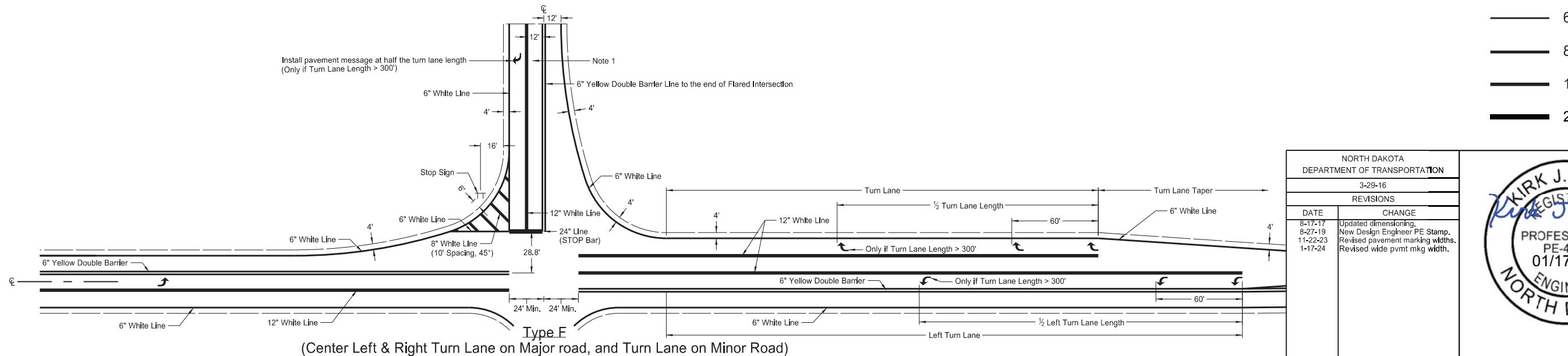
1. At "T" intersections (3-leg), additionally install left turn pavement marking message arrow.
2. Normal width line - 6 inches wide for freeways, expressways, and ramps; 6 inches for all other roadways with speed limits > 40 mph.
3. Use 4 or 6 inch wide pavement marking for all other roadways with speed limits ≤ 40.
4. Wide line - 8 inches wide if 4 inch normal width lines are used and 12 inches wide if 6 inch normal width lines are used.



Type D
(Center Left Turn Lane on Major Road)



Type E
(Center Left & Right Turn Lane on Major Road)



Type F
(Center Left & Right Turn Lane on Major road, and Turn Lane on Minor Road)

- 6" Marking
- 8" Marking
- 12" Marking
- 24" Marking

NORTH DAKOTA DEPARTMENT OF TRANSPORTATION	
3-29-16	
REVISIONS	
DATE	CHANGE
8-17-17	Updated dimensioning.
8-27-19	New Design Engineer PE Stamp.
11-22-23	Revised pavement marking widths.
1-17-24	Revised wide pvmt mkg width.

