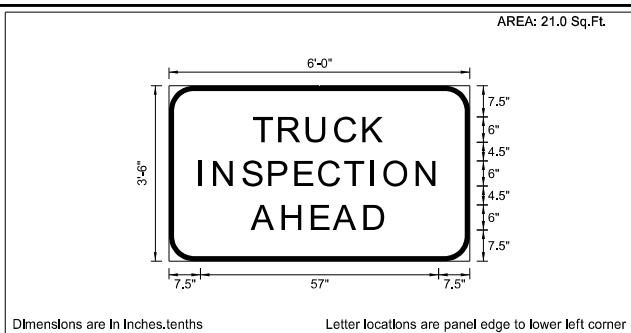



TRUCK INSPECTION ROADSIDE SITE
SIGN DETAILS FOR CONVENTIONAL ROADWAYS

D-754-85


SIGN NUMBER	Sign 1
WIDTH x HEIGHT	6'-0" x 3'-6"
BORDER WIDTH	1.25" (Inset 0")
CORNER RADIUS	6"
MOUNTING	Ground
BACKGROUND	TYPE: IV Reflective COLOR: Green
LEGEND/BORDER	TYPE: IV Reflective COLOR: White
SYMBOL	X Y WID HT ANGLE



SIGN NUMBER	Sign 2
WIDTH x HEIGHT	6'-0" x 3'-6"
BORDER WIDTH	1.25" (Inset 0.63")
CORNER RADIUS	6"
MOUNTING	Ground
BACKGROUND	TYPE: XI Reflective COLOR: White
LEGEND/BORDER	TYPE: Non-Reflective COLOR: Black
SYMBOL	X Y WID HT ANGLE



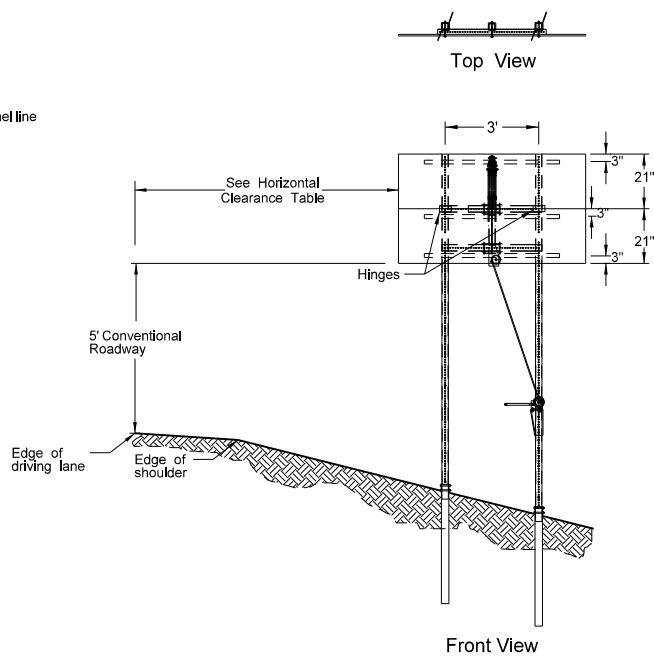
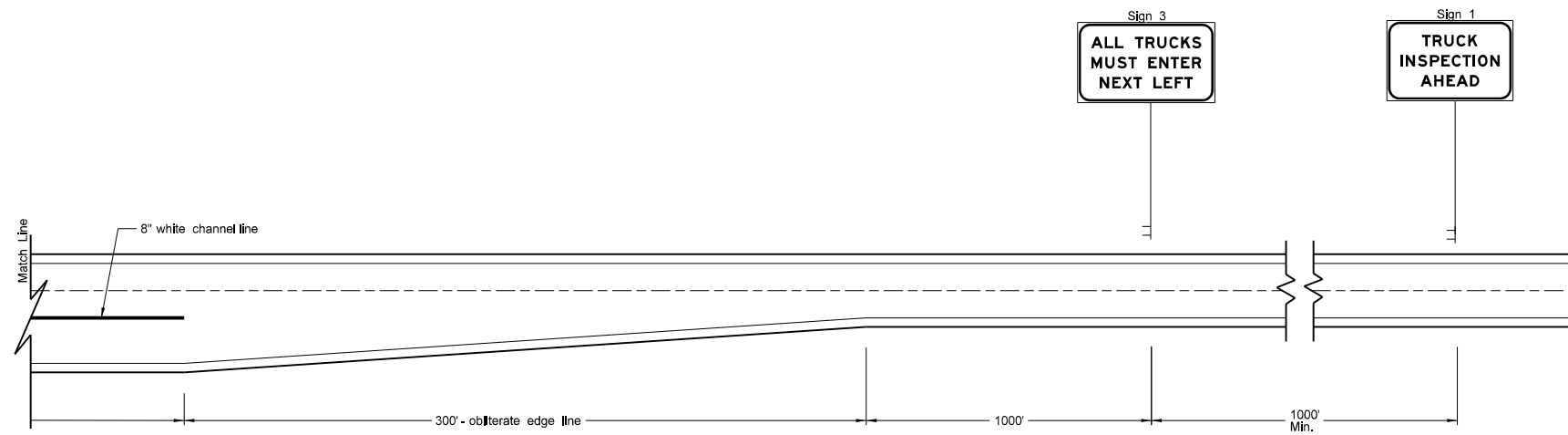
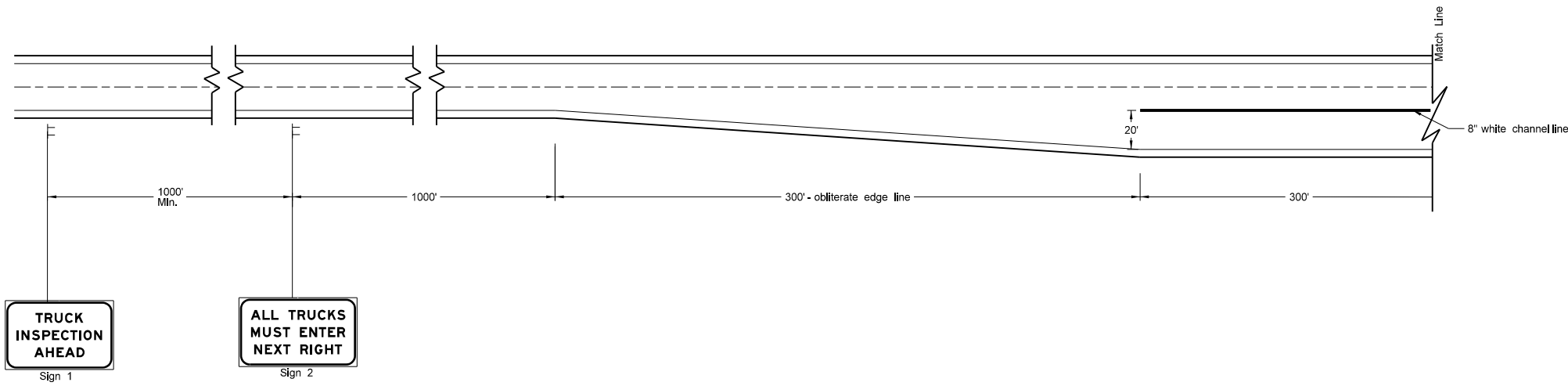
SIGN NUMBER	Sign 2
WIDTH x HEIGHT	6'-0" x 3'-6"
BORDER WIDTH	1.25" (Inset 0.63")
CORNER RADIUS	6"
MOUNTING	Ground
BACKGROUND	TYPE: XI Reflective COLOR: White
LEGEND/BORDER	TYPE: Non-Reflective COLOR: Black
SYMBOL	X Y WID HT ANGLE



LETTER POSITION (X)											LENGTH	SIZE	SERIES
T	R	U	C	K							31	6	ClearViewHwy-5-W
20.5	26.7	33.3	40.1	46.8									
I	N	S	P	E	C	T	I	O	N		57	6	ClearViewHwy-5-W
7.5	11.1	18	24.3	30.6	36.2	42.4	48.5	51.8	59.6				
A	H	E	A	D							31.8	6	ClearViewHwy-5-W
20.1	27.5	34.5	39.7	47.1									

LETTER POSITION (X)											LENGTH	SIZE	SERIES
A	L	L		T	R	U	C	K	S		57.7	6	EM 2000
7.2	14.3	19.7	24.2	30.2	35.7	41.8	48.1	54.3	60				
M	U	S	T		E	N	T	E	R		57.5	6	EM 2000
7.3	14.6	20.9	26.7	31.1	37.1	42.8	48.8	54.3	60				
N	E	X	T		R	I	G	H	T		53.6	6	EM 2000
9.3	15.8	21.1	27	31.4	37.4	43.5	46.2	52.5	58.4				

LETTER POSITION (X)											LENGTH	SIZE	SERIES
A	L	L		T	R	U	C	K	S		57.7	6	EM 2000
7.2	14.3	19.7	24.2	30.2	35.7	41.8	48.1	54.3	60				
M	U	S	T		E	N	T	E	R		57.5	6	EM 2000
7.3	14.6	20.9	26.7	31.1	37.1	42.8	48.8	54.3	60				
N	E	X	T		L	E	F	T			48.8	6	EM 2000
11.7	18.2	23.5	29.4	33.8	39.8	45.2	50.9	56					



SHOULDER WIDTH (FT)	OFFSET (FT)
0 to 2	16
>2 to 4	18
>4 to 6	20
>6 to 8	22
>8 to 10	24

NORTH DAKOTA DEPARTMENT OF TRANSPORTATION	
09-27-13	
REVISIONS	
DATE	CHANGE
06-27-14	Added winch to the hinged sign detail.
09-05-19	New Design Engr PE Stamp.

This document was originally issued and sealed by
Kirk J Hoff,
Registration Number
PE- 4683,
on 9/05/19 and the original document is stored at the
North Dakota Department
of Transportation

NOTES:
The assembly for the supports are shown on Standard Drawing D-754-24, 24A, and 25.
Winch and hinge details are shown on Standard Drawing D-754-85A.