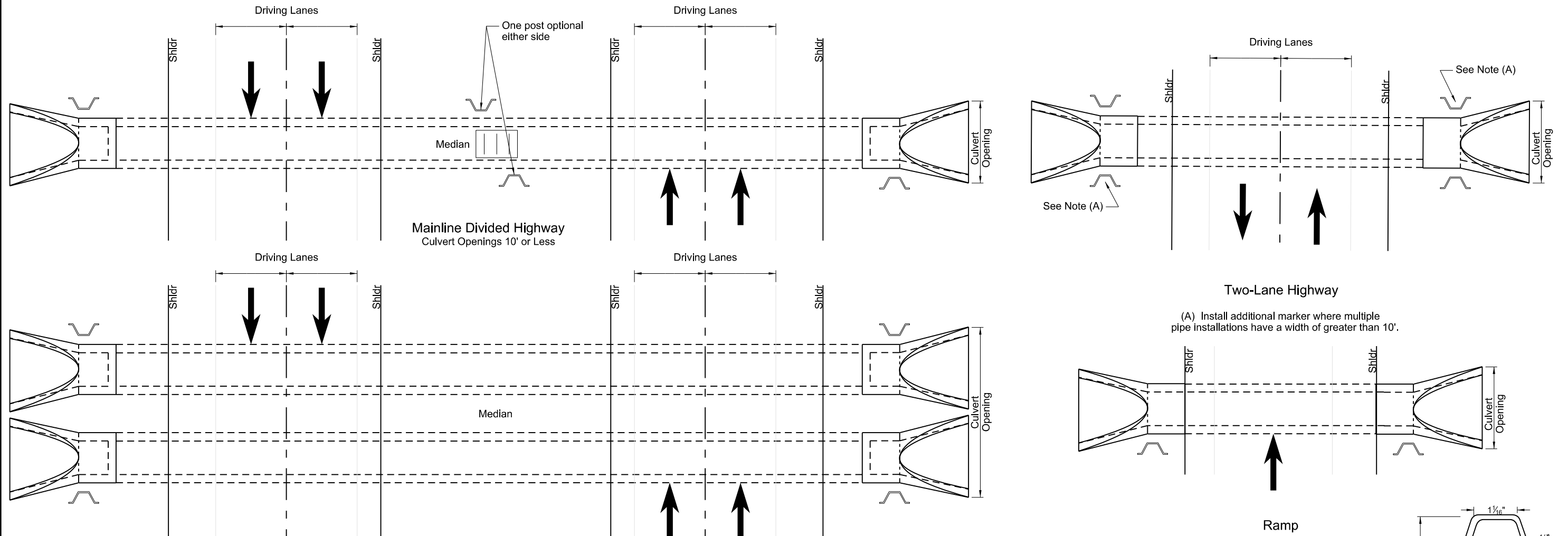


OBJECT MARKERS - CULVERTS

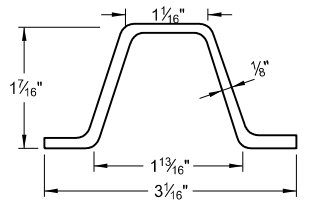
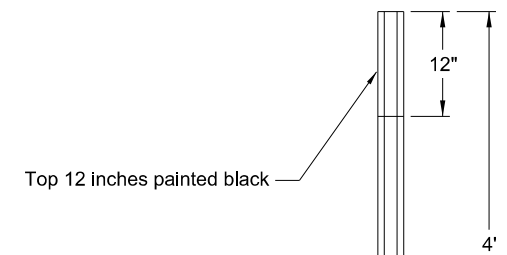


Post Location

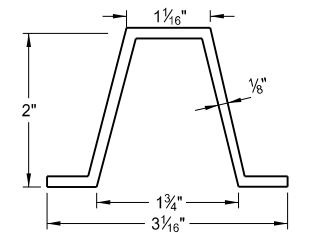
Mainline Divided Highway
Culvert Openings Greater than 10'
Multiple Installations

Two-Lane Highway
(A) Install additional marker where multiple pipe installations have a width of greater than 10'.

Ramp



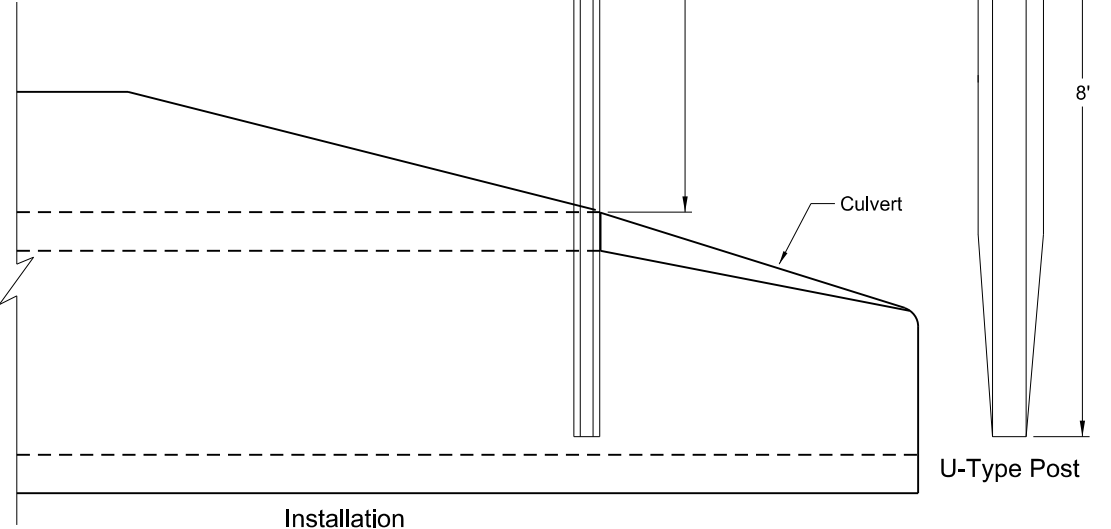
Steel Post Detail
Approx. 2.0 lbs/ft



Aluminum Post Detail
Approx. 0.88 lbs/ft

Notes:

Mark each end of culverts crossing the roadway within the right-of-way with a post. Install posts in front of culvert in direction of travel along the side of culvert and one foot from culvert opening unless shown otherwise in plans.



NORTH DAKOTA DEPARTMENT OF TRANSPORTATION	
8-05-13	
REVISIONS	
DATE	CHANGE
7-7-14	Revised Notes
8-30-18	Updated notes to active voice.
9-05-19	New Design Engineer PE Stamp.

This document was originally issued and sealed by Kirk J Hoff, Registration Number PE- 4683, on 9/05/19 and the original document is stored at the North Dakota Department of Transportation