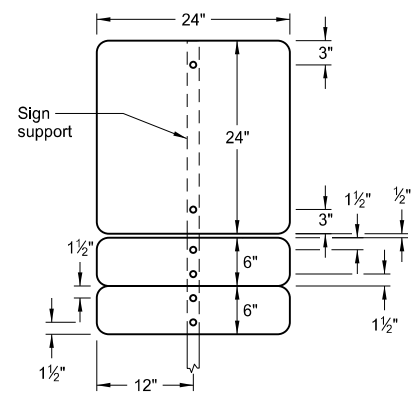


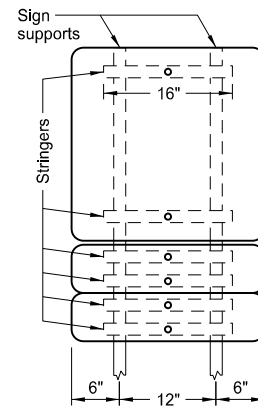
SIGN PUNCHING, STRINGER AND SUPPORT LOCATION DETAILS
REGULATORY, WARNING, AND GUIDE SIGNS

- Notes:
1. Use 0.100 inch minimum thickness sign backing material.
 2. Use 1½"x1½" perforated square tube stringers.
 3. Punch holes round for ⅜" bolt.

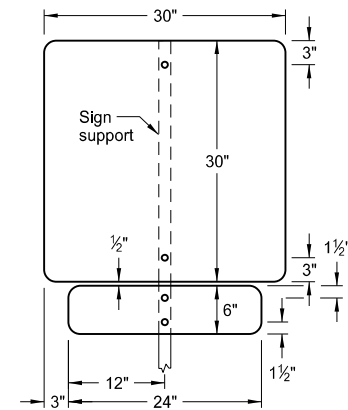


1 Post

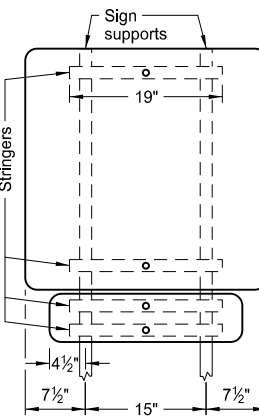
ASSEMBLY NO. 68



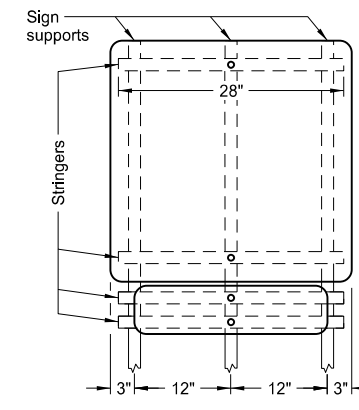
2 Posts



1 Post

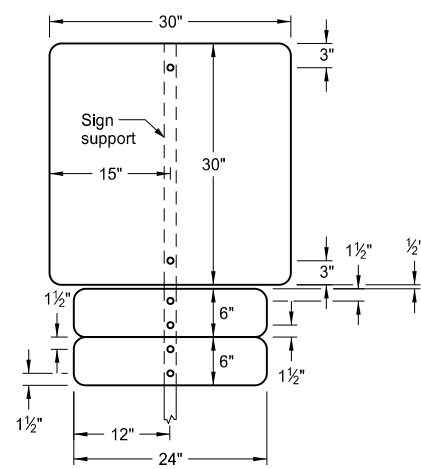


2 Posts

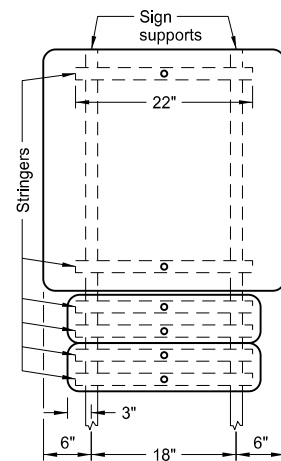


3 Posts

ASSEMBLY NO. 69

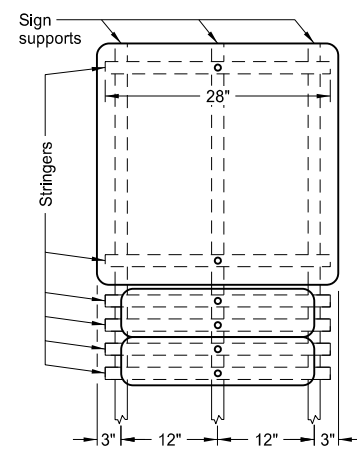


1 Post

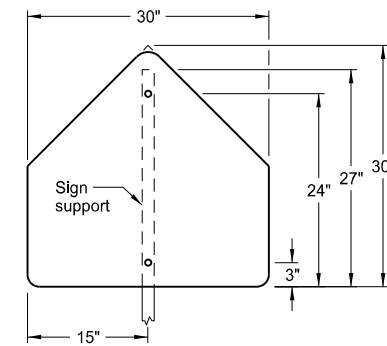


2 Posts

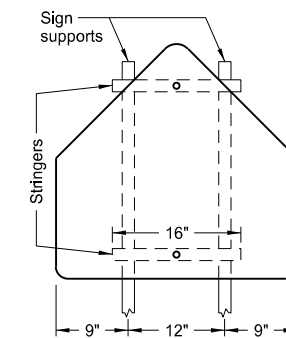
ASSEMBLY NO. 70



3 Posts

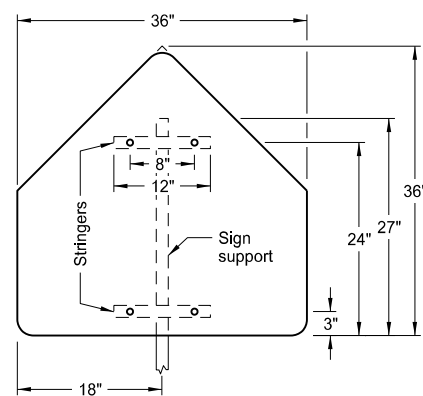


1 Post

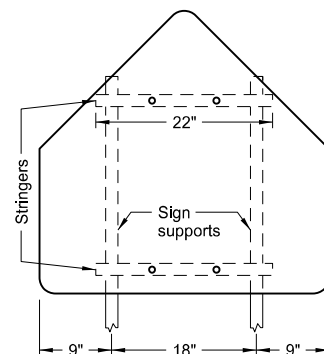


2 Posts

ASSEMBLY NO. 71

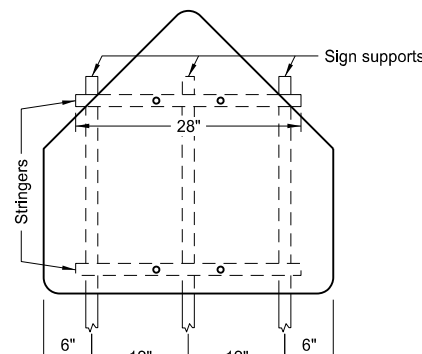


1 Post



2 Posts

ASSEMBLY NO. 72



3 Posts

NORTH DAKOTA DEPARTMENT OF TRANSPORTATION	
8-22-12	
REVISIONS	
DATE	CHANGE
8-30-18	Updated notes to active voice.
8-30-19	New Design Engineer PE Stamp.

This document was originally issued and sealed by
Kirk J Hoff,
Registration Number
PE- 4683,
on 8/30/19 and the original document is stored at the North Dakota Department of Transportation