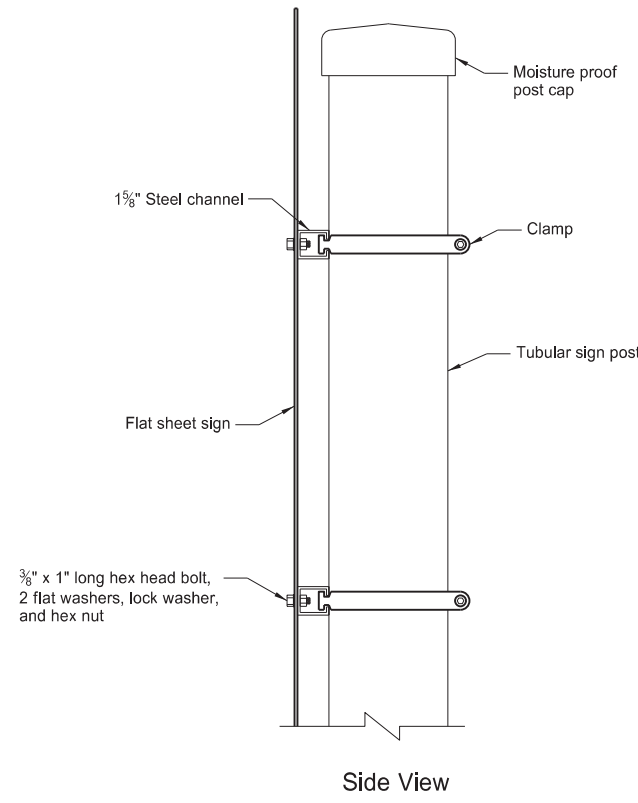
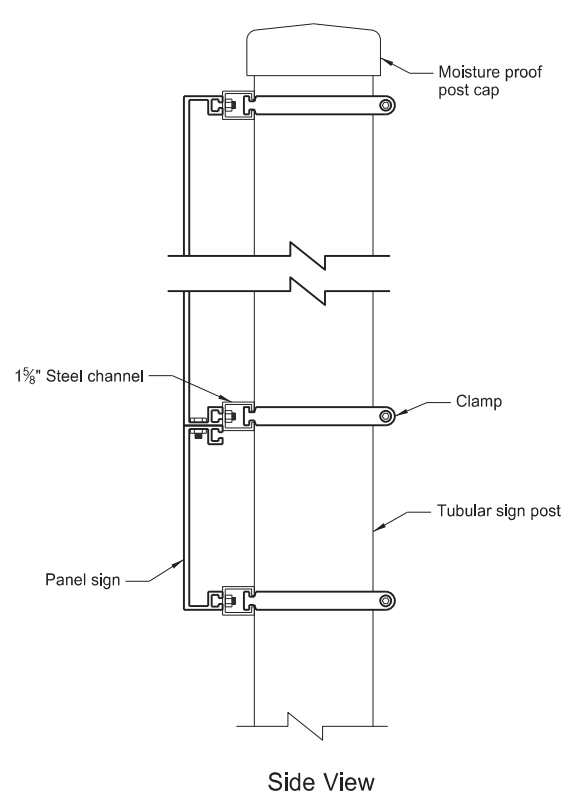


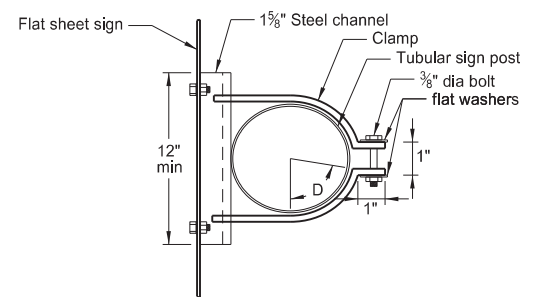
PIPE SUPPORT AND SIGN MOUNTING DETAILS



Side View

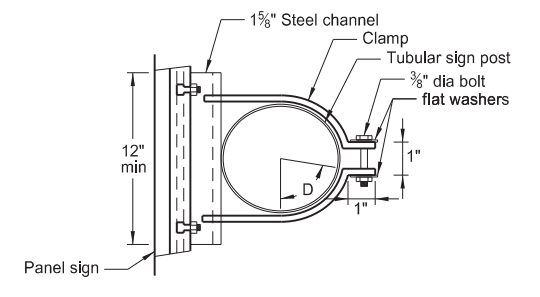


Side View



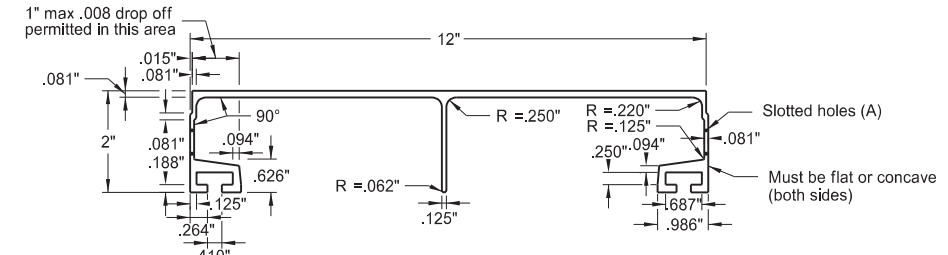
Top View

Flat Sheet Sign Clamp Mounting Details

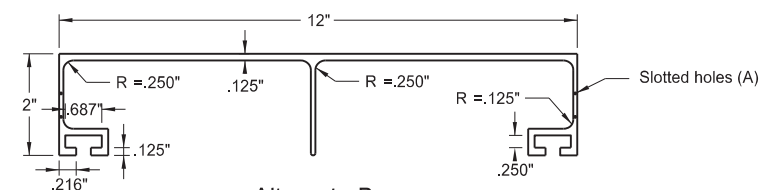


Top View

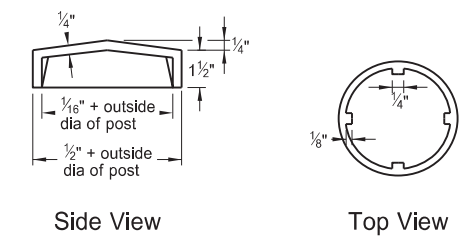
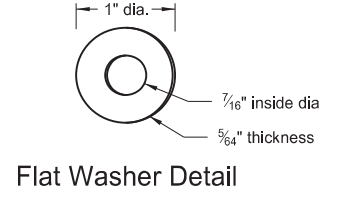
Panel Sign Clamp Mounting Details



Alternate A 12" Extruded Panel

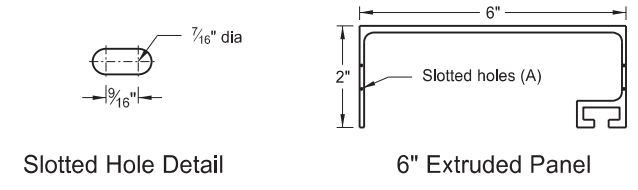


Alternate B 12" Extruded Panel



Post Cap Detail

Furnish post caps for all steel or aluminum posts or weld a 1/8" plate all around.

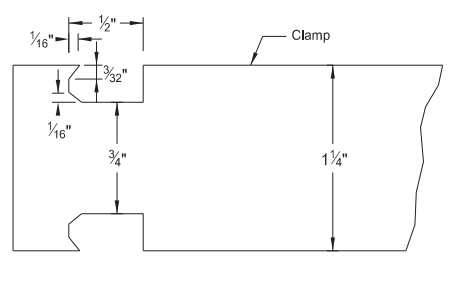


Aluminum Panel Details

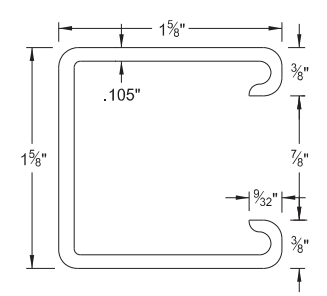
(A) Punch slotted holes in aluminum panels at 1'-0" on center, space from end as listed below:

- 12" even length panels      4'-0" etc.
- 9" odd + 6" length panels      5'-6" etc.
- 6" odd length panels      5'-0" etc.
- 3" even + 6" length panels      4'-6" etc.

Wall thickness = .078" unless specified otherwise.  
 All inside and outside corners = .031" radius unless specified otherwise.



Clamp Detail



Steel Channel Detail

Post Size dia	Clamp Gauge min
3 1/2" to 5"	11
6" to 12"	10

Post Size dia (in)	D (in)
3 1/2	3
4	3 3/16
5	5 1/8
6	7 1/16
8	13 1/16
10	20 3/4
12	29 5/8

NORTH DAKOTA DEPARTMENT OF TRANSPORTATION	
2-21-14	
REVISIONS	
DATE	CHANGE
08-30-18	Updated to active voice, defined bolt & washer for fastening sign.
08-29-19	New Design Engineer PE Stamp.
10-19-22	Added washers to clamp.

