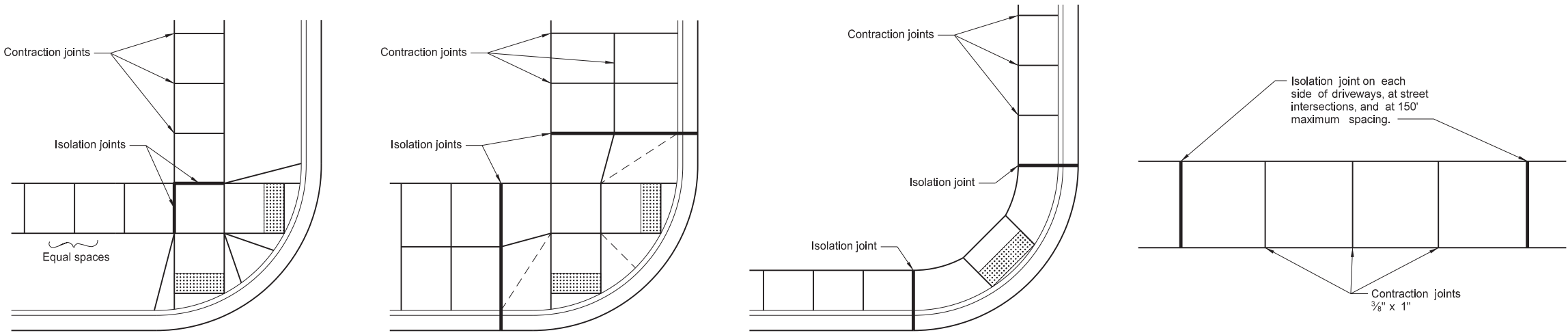


SIDEWALK


D-750-2

NOTES:

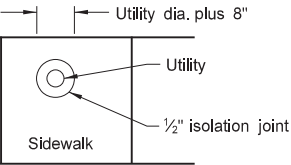
1. Curb ramp and detectable warning panel layouts for informational purposes only. See Standard Drawing D-750-3 for curb ramp and detectable warning panel details.
2. Joint Spacing: Vary transverse contraction joint spacing from 4' to 6' to create approximate square panels.  
  
Use longitudinal contraction joints when sidewalk width is 8' or greater, and space at half the sidewalk width.  
  
Saw or groove contraction joints to a minimum depth of 1/3 the depth of the concrete.  
  
When sidewalk is adjacent to curb & gutter, vary the sidewalk joint spacing to match curb & gutter joints.  
  
Use isolation joints between separate concrete pours, or between old and new concrete.
3. Include all costs for labor, equipment, and material necessary to construct contraction and isolation joints in the price bid for sidewalk concrete.
4. Use 4" sidewalk concrete thickness unless otherwise specified.
5. Use 4" base material thickness unless otherwise specified. Include all costs for labor and materials necessary to place the base material in the price bid for "Salvage Base Course" or "Aggregate Base Course CL 5."  
  
Modify existing ground slope with landscaping as needed. If not possible, such as adjacent buildings, use a vertical curb as shown in the detail below. The Engineer will measure curb at the unit price bid for "Curb - Type I" per lineal foot.
6. Sidewalk Width & Grade: Provide a continuous 4' min clear width pedestrian access route with max 2% concrete cross slope, excluding flares. The width of the curb cannot be counted as part of the pedestrian access route.  
  
When clear width of pedestrian access routes is less than 5.0', provide passing spaces at a maximum of 200' with a minimum size of 5.0' by 5.0'.



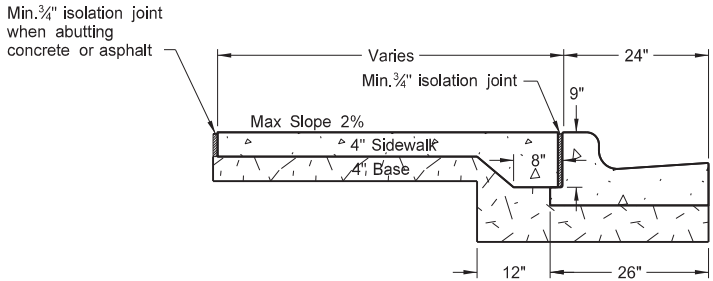
Typical Joint Layouts



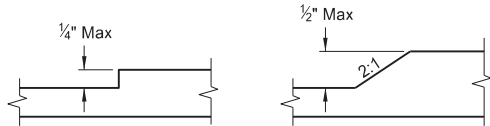
Sidewalk Width and Grade



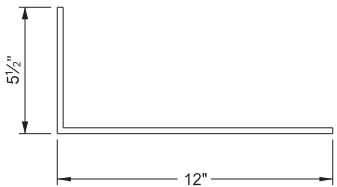
Utility Blockout



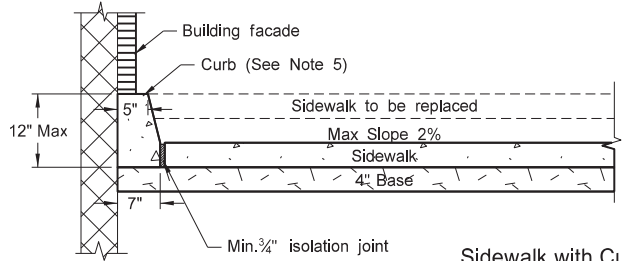
Sidewalk Detail  
(Installed adjacent to curb and gutter)



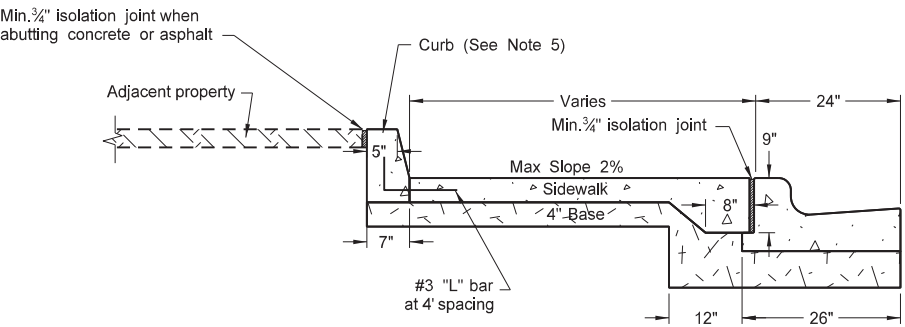
Vertical Discontinuities  
(As needed for utility covers, vaults, grating, etc..)



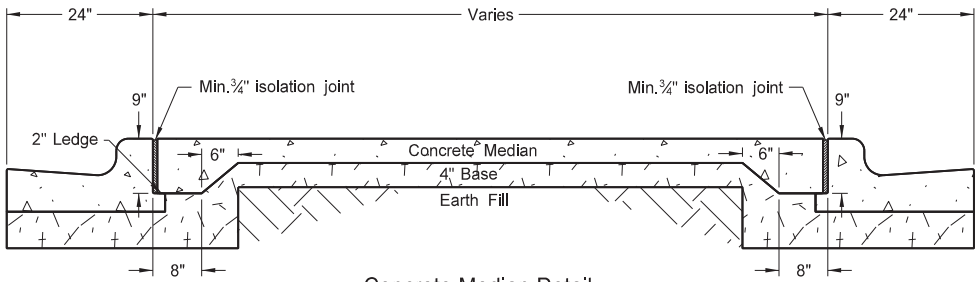
"L" Bar Detail  
#3 Bar



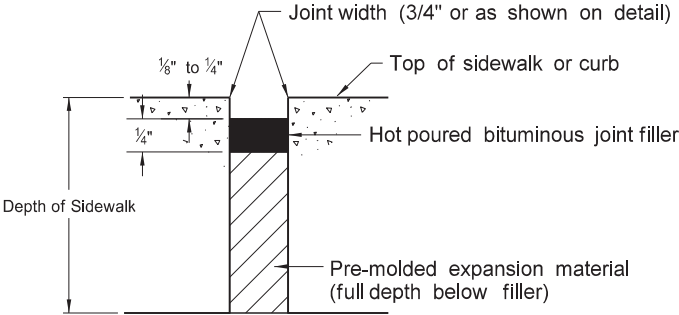
Sidewalk with Curb Detail  
(Building face application)



Sidewalk with Curb Detail  
(Adjacent property application)



Concrete Median Detail



Typical Isolation Joint Seal  
(longitudinal and transverse)

|  |   |
|--|---|
| NORTH DAKOTA<br>DEPARTMENT OF TRANSPORTATION |   |
| 11-26-13                                     |   |
| REVISIONS                                    |   |
| DATE   | CHANGE  |
| 10-17-17                                     | Updated to active voice.  |
| 09-05-18                                     | Added sidewalk details for width & grade & passing lane requirements. |
| 08-27-19                                     | New Design Engineer PE Stamp.   |
| 08-09-24                                     | Electronic Stamp/Signature.   |



08/09/24