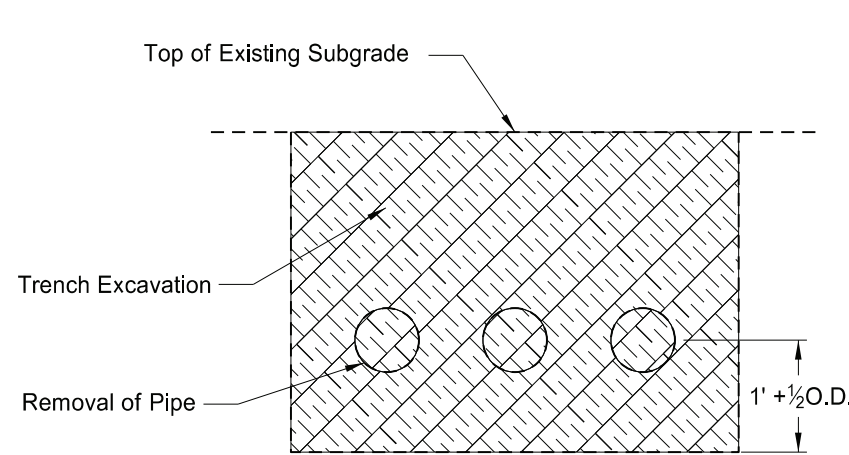
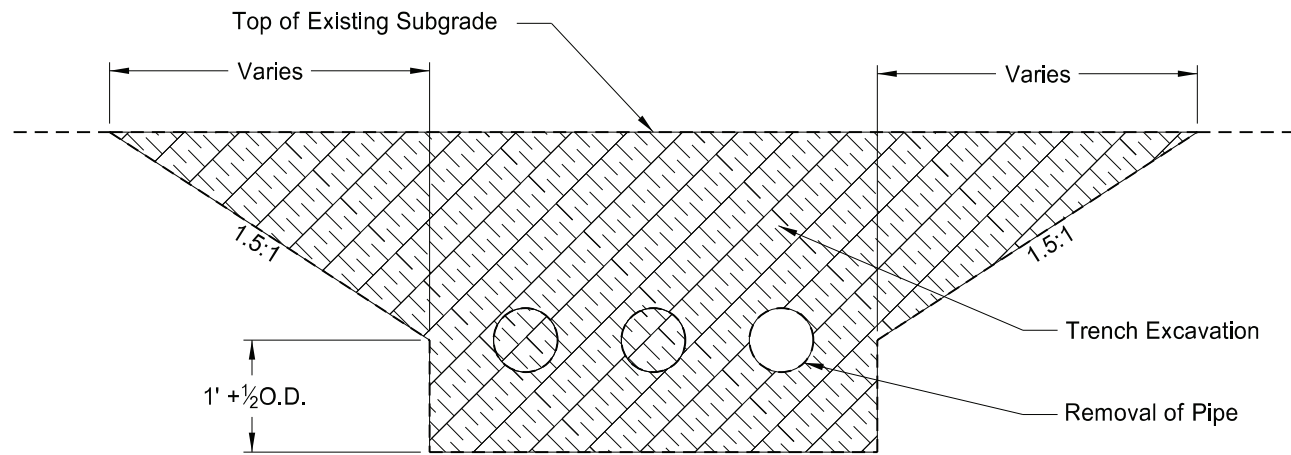


PIPE INSTALLATION DETAIL FOR MULTIPLE LONGITUDINAL MAINLINE PIPE  
OR PIPE NOT UNDER THE ROADWAY



EXCAVATION DETAIL A



EXCAVATION DETAIL B

Pay Items

- 1) Pipe\*
- 2) Removal of Pipe (if required)

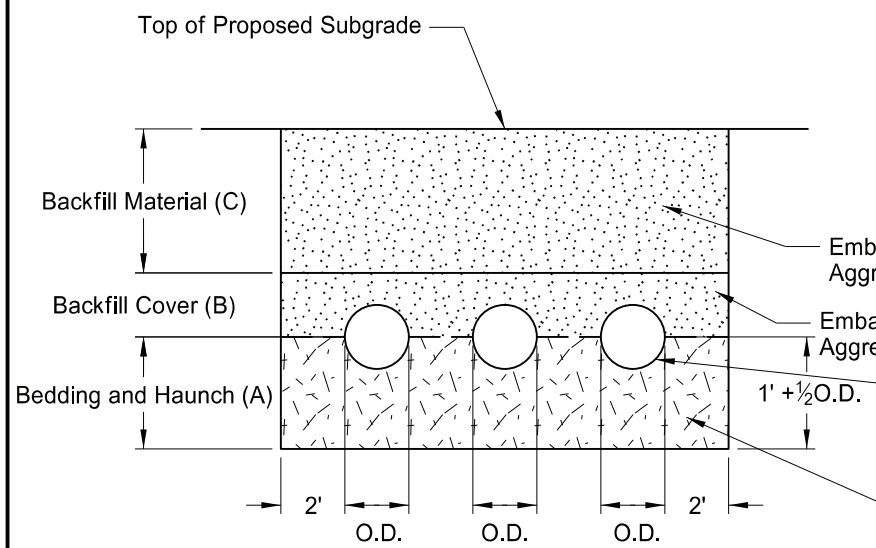
\*Included in Pipe Pay Item

- 1) Pipe
- 2) Trench excavation
- 3) Aggregate base course CI 3 or CI 5
- 4) Embankment

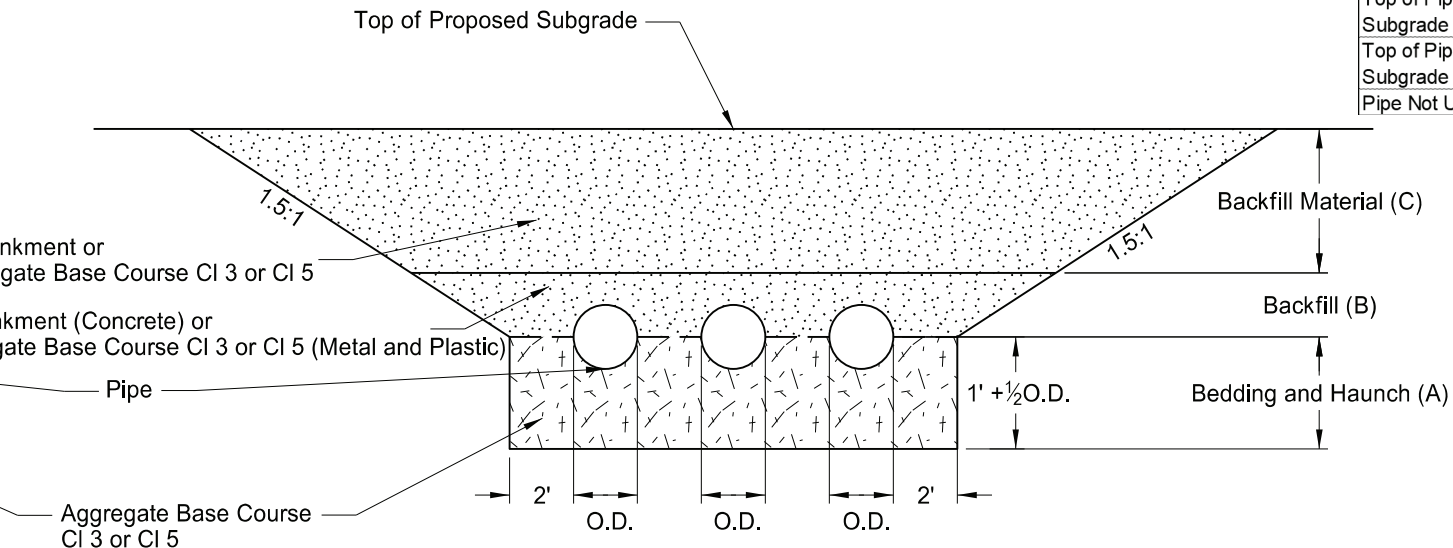
NOTES:

- 1) This drawing applies to new/extended mainline and paved intersection roadway pipes only (including ramps). It does not include pipes in approaches.
- 2) It is the contractor's option to select Detail A or B.
- 3) The exact location of the pipes will be shown in the plans.
- 4) Embankment may be either Borrow Excavation or Common Excavation - Type A

Bedding and Haunch (A)
Pipes Not Under Roadway = 0.5 O.D. + 1 Foot
Pipes Under the Roadway = 0.5 O.D. + 1 Foot
Backfill Cover (B)
Concrete Pipe = 0.5 O.D.
Metal and Plastic = 0.5 O.D. + 1 Foot
Backfill Material (C)
Top of Pipe 4 Feet or Less Below the Top of Proposed Subgrade = Aggregate Base Course CI3 or CI 5
Top of Pipe Greater than 4 Feet Below the Top of Proposed Subgrade = Common Excavation - Type A
Pipe Not Under Roadway = Common Excavation - Type B



BACKFILL DETAIL A



BACKFILL DETAIL B

NORTH DAKOTA DEPARTMENT OF TRANSPORTATION	
2-4-14	
REVISIONS	
DATE	CHANGE
1-21-15 12-10-15 5-27-20	Nomenclature Added Plastic Pipe Changed bedding depth and updated table

