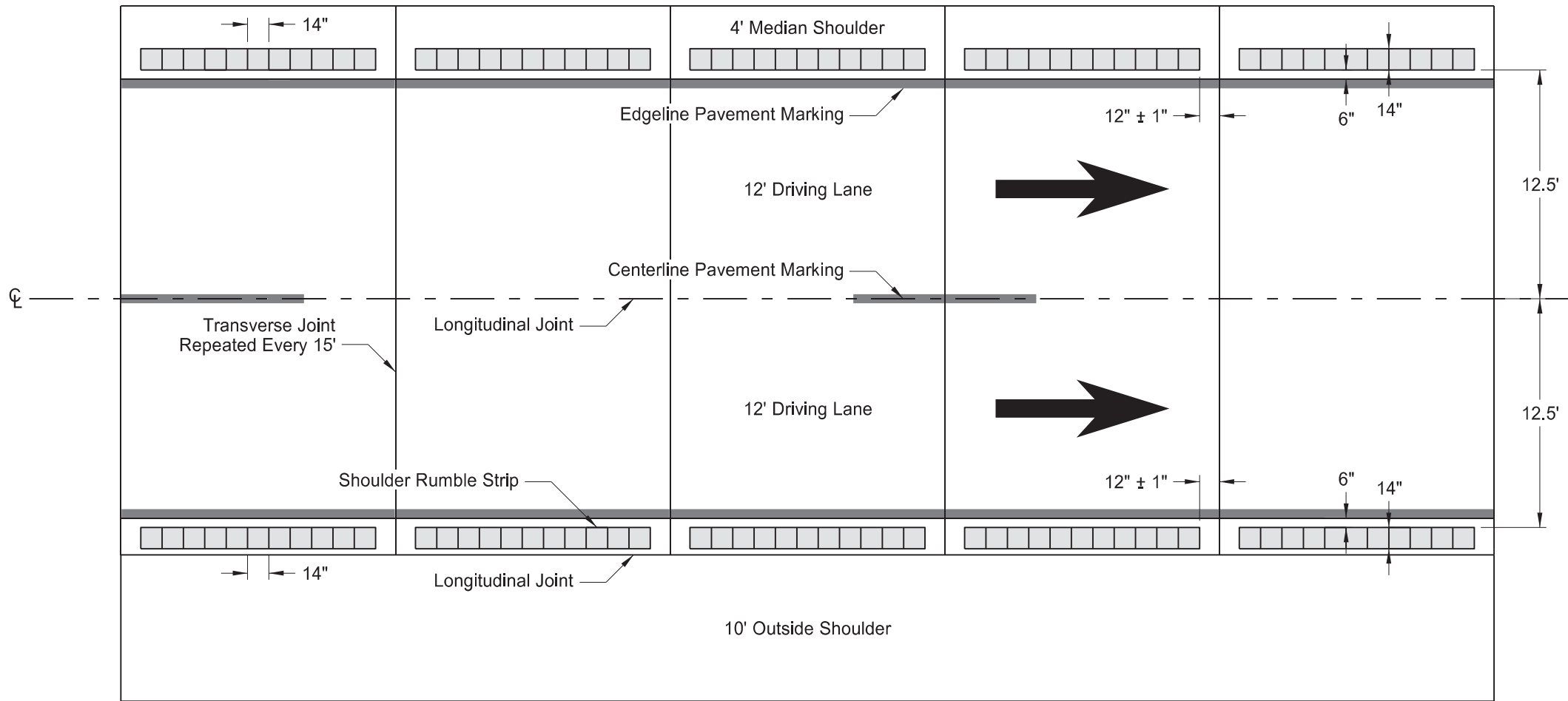


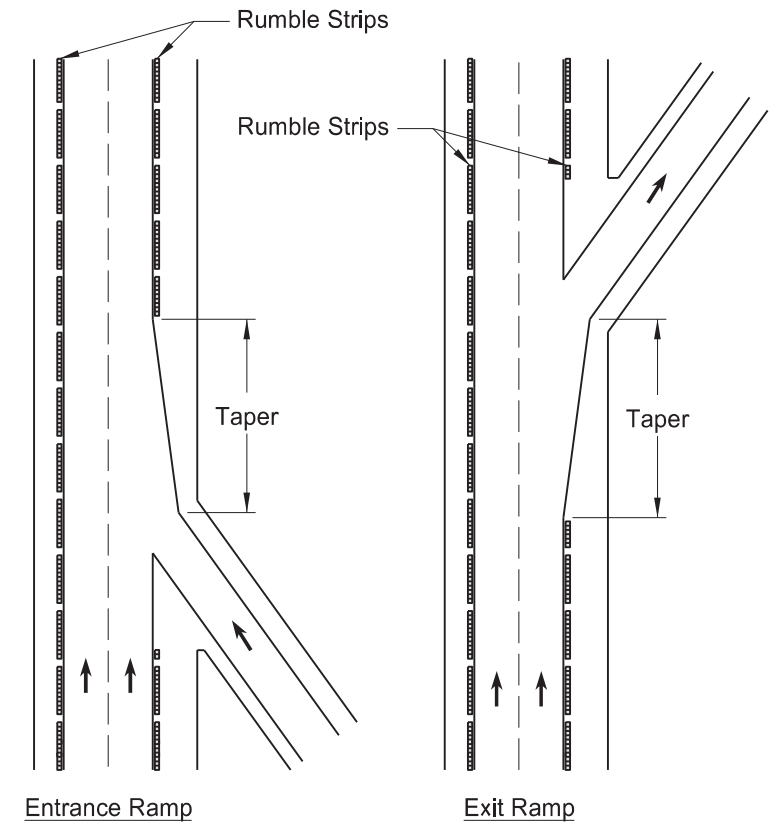
RUMBLE STRIPS
INTERSTATE HIGHWAYS

NOTES:

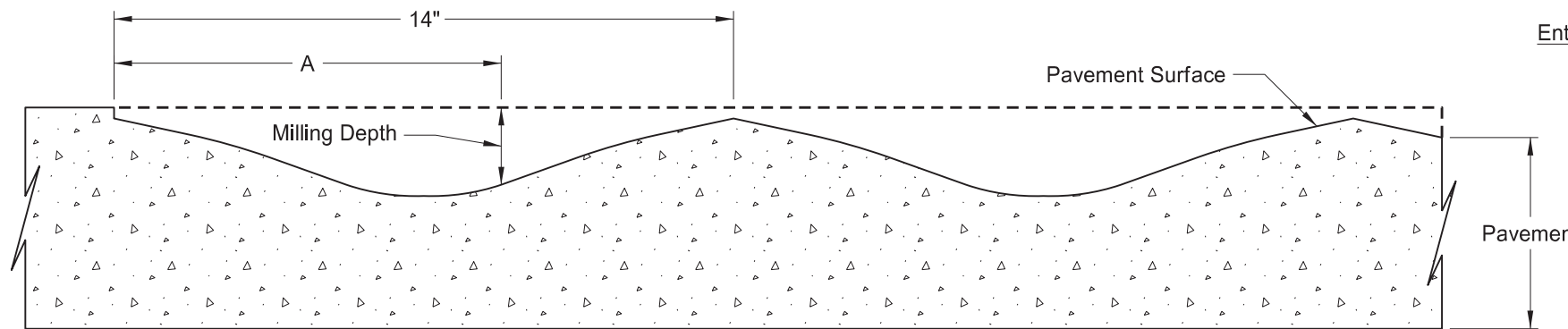
- 1) Discontinue rumble strips through ramps and tapers.
- 2) Discontinue rumble strips approx. 12" on both sides of the concrete transverse joint.
- 3) Rumble strip to be continuous if asphalt surfacing



Plan Layout



Milling Depths		
Location A (in)	Depth	
	MIL	in
0	62.5	1/16
1 3/4	156	5/32
3 1/2	281	9/32
5 1/4	438	7/16
7	500	1/2
8 3/4	438	7/16
10 1/2	281	9/32
12 1/4	156	5/32
14	62.5	1/16



Sinusoidal Rumble Strip Profile

NORTH DAKOTA DEPARTMENT OF TRANSPORTATION	
3-30-26	
REVISIONS	
DATE	CHANGE
02-25-10	Note 4 was added.
09-08-11	Revised Notes and D-760-1.
08-30-18	Revised drawings for clarity.
10-25-19	Added missing dimensions.
11-16-21	Added rumbles to end of taper.
05-26-23	Rumble strips made sinusoidal.
03-30-26	Revised drawing for clarity.



03/30/26