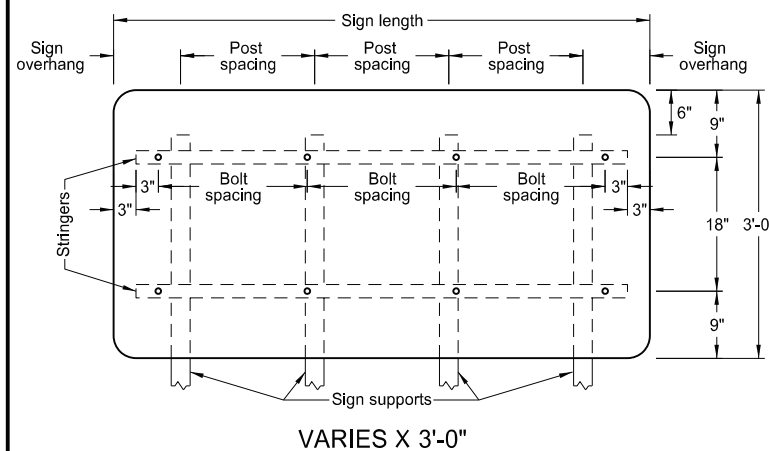
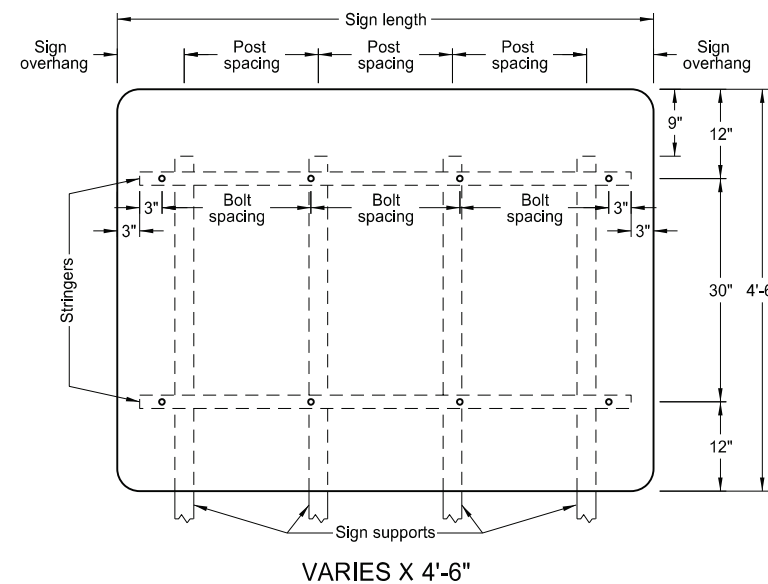
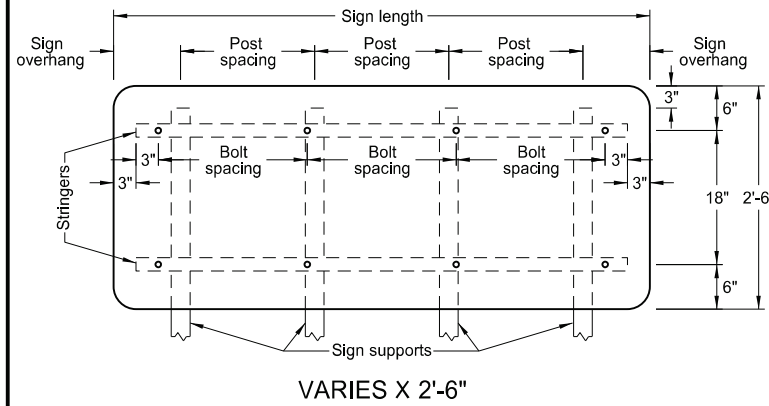
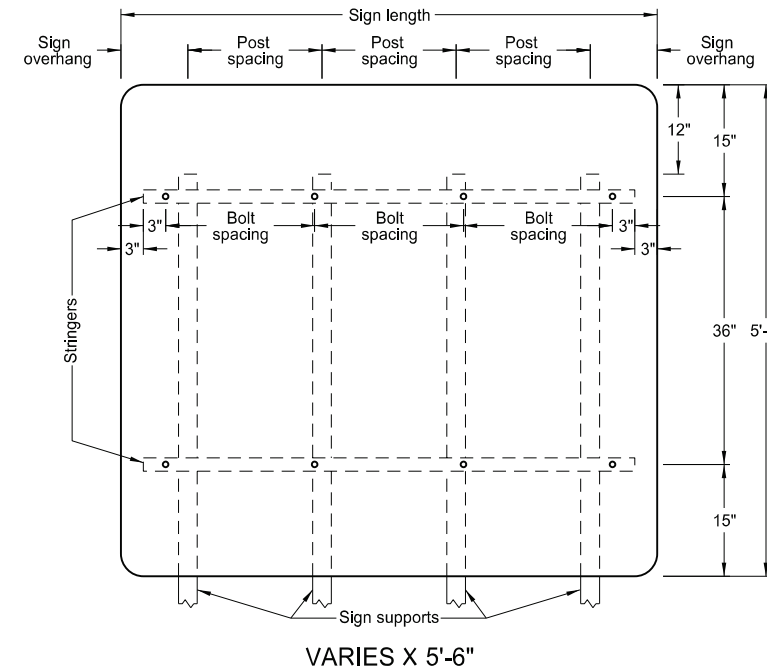
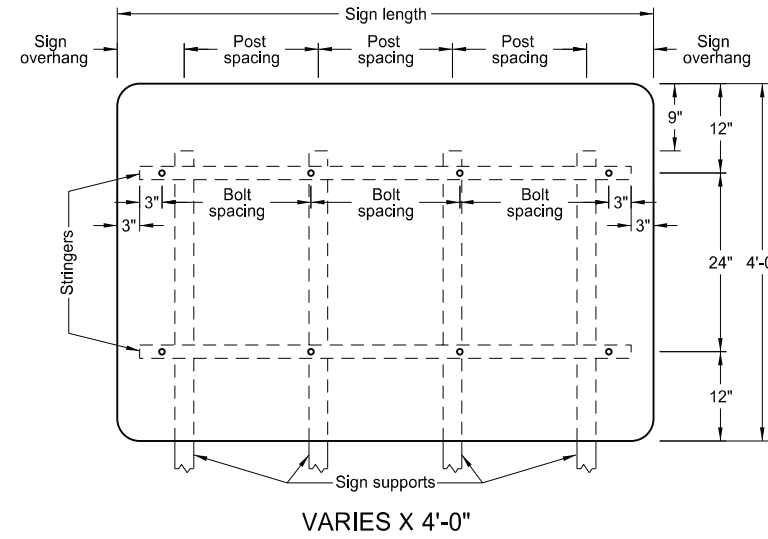
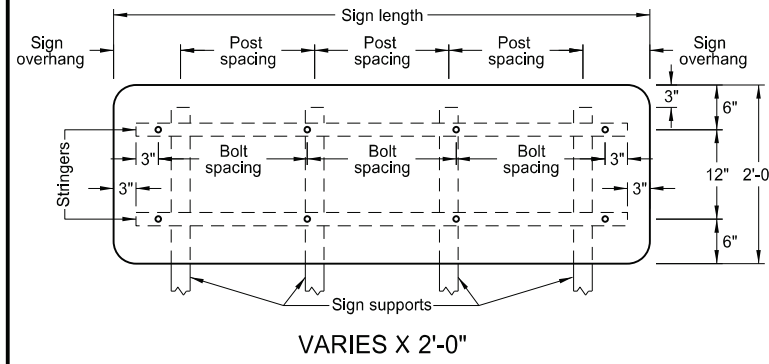
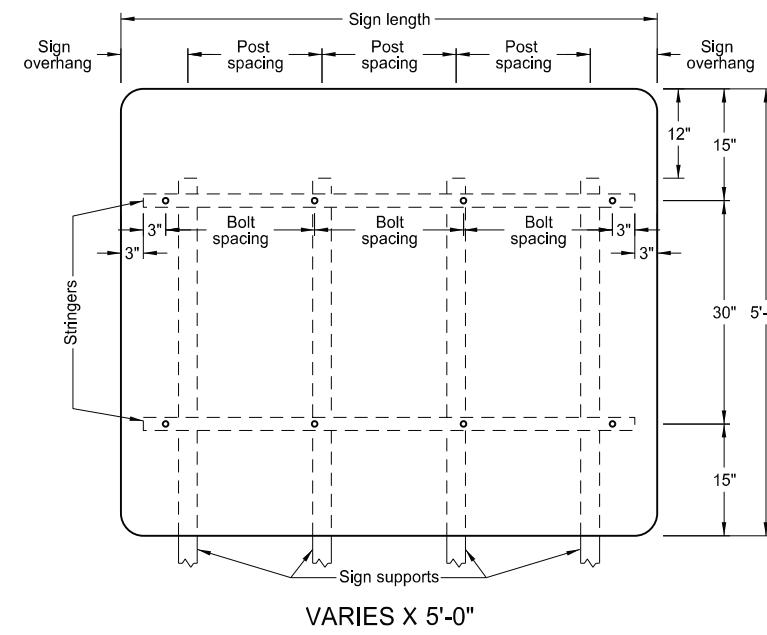
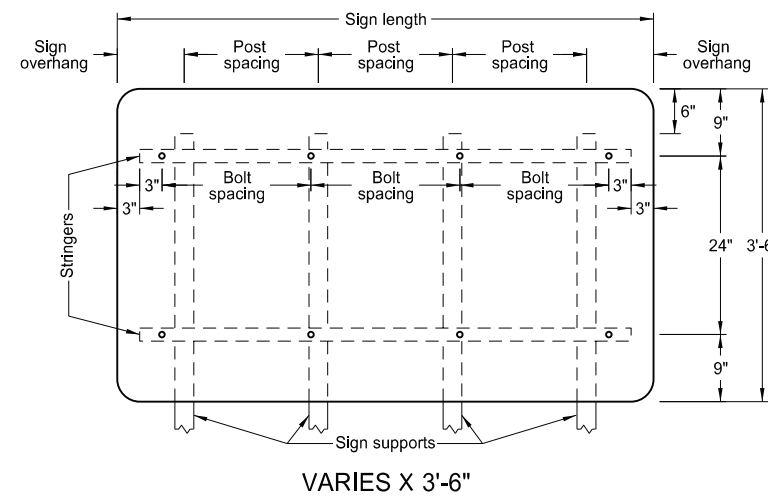
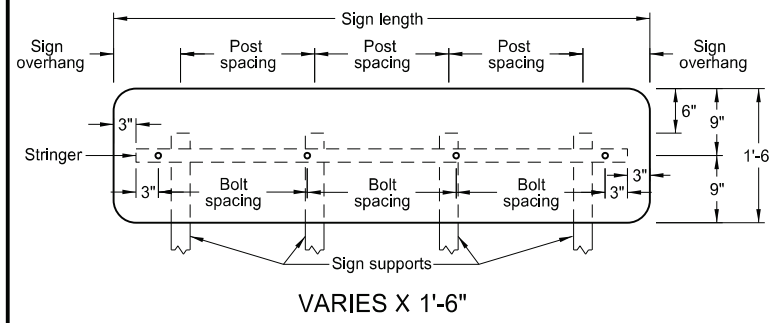


SIGN PUNCHING, STRINGER AND SUPPORT LOCATION DETAILS FOR VARIABLE LENGTH SIGNS



4 POSTS			
Sign Length	Sign Overhang	Post Spacing	Bolt Spacing
8'-6"	0'-3"	2'-8"	2-22" & 2-23"
9'-0"	0'-6"	2'-8"	24"
9'-6"	0'-9"	2'-8"	4-20" & 1-22"
10'-0"	1'-0"	2'-8"	2-21" & 3-22"
10'-6"	1'-3"	2'-8"	4-23" & 1-22"
11'-0"	1'-0"	3'-0"	24"
11'-6"	0'-6"	3'-6"	21"
12'-0"	0'-6"	3'-8"	22"
12'-6"	0'-6"	3'-10"	23"
13'-0"	0'-6"	4'-0"	24"
13'-6"	1'-3"	3'-8"	3-22" & 4-21"
14'-0"	1'-6"	3'-8"	2-23" & 5-22"
14'-6"	1'-3"	4'-0"	6-23" & 1-24"
15'-0"	1'-6"	4'-0"	24"
15'-6"	1'-0"	4'-6"	6-22" & 2-21"
16'-0"	1'-0"	4'-8"	4-23" & 4-22"
16'-6"	1'-0"	4'-10"	6-23" & 2-24"
17'-0"	1'-0"	5'-0"	24"
17'-6"	0'-6"	5'-6"	22"
18'-0"	2'-0"	4'-8"	6-23" & 3-22"
18'-6"	1'-9"	5'-0"	6-23" & 3-24"
19'-0"	0'-6"	6'-0"	24"
19'-6"	3'-0"	4'-6"	8-22" & 2-23"
20'-0"	3'-0"	4'-8"	8-23" & 2-22"

- Notes:
1. Use 0.100 inch minimum thickness sign backing material.
 2. Use 1½" x 1½" perforated square tube stringers.
 3. Punch holes round for ⅜" bolt.

NORTH DAKOTA DEPARTMENT OF TRANSPORTATION	
9-25-12	
REVISIONS	
DATE	CHANGE
8-30-18	Updated notes to active voice.
9-04-19	New Design Engineer PE Stamp.
8-07-24	Electronic Stamp/Signature.



08/07/24