
































































































Symbols

 Pad Mounted Feed Point  Pipe Mounted Feed Point with Pad  Pole Mounted Feed Point  Headwall  Double Headwall with Vegetation Barrier  Single Headwall with Vegetation Barrier  Pole Mounted Head  Sprinkler Head  Fire Hydrant  Inlet Type 1  Inlet Type 2  Double Inlet Type 2  Inlet Gate Type 2  Junction Box  High Mast Light Standard 10 Luminaire  High Mast Light Standard 3 Luminaire  High Mast Light Standard 4 Luminaire  High Mast Light Standard 5 Luminaire  High Mast Light Standard 6 Luminaire  High Mast Light Standard 7 Luminaire  High Mast Light Standard 8 Luminaire  High Mast Light Standard 9 Luminaire  Relocate Light Standard  Overhead Sign Structure Load Center  Light Standard 100 Watt High Pressure Sodium Vapor Luminaire	 Light Standard 1000 Watt High Pressure Sodium Vapor Luminaire  Light Standard 150 Watt High Pressure Sodium Vapor Luminaire  Light Standard 175 Watt High Pressure Sodium Vapor Luminaire  Light Standard 200 Watt High Pressure Sodium Vapor Luminaire  Light Standard 250 Watt High Pressure Sodium Vapor Luminaire  Light Standard 310 Watt High Pressure Sodium Vapor Luminaire  Light Standard 35 Watt High Pressure Sodium Vapor Luminaire  Light Standard 400 Watt High Pressure Sodium Vapor Luminaire  Light Standard 50 Watt High Pressure Sodium Vapor Luminaire  Light Standard 70 Watt High Pressure Sodium Vapor Luminaire  Light Standard 700 Watt High Pressure Sodium Vapor Luminaire  Manhole  Manhole 48 Inch  Sanitary Force Main Manhole  Sanitary Sewer Manhole  Storm Drain Manhole  Storm Drain Manhole with Inlet  Reset Mile Post  Mile Post Type A  Mile Post Type B  Mile Post Type C  Right of Way Marker  Tubular Marker  Concrete Monument to Be Set  RW Property Monument to Be Set	 Object Marker Type I  Object Marker Type II  Object Marker Type III  Caution Mode Arrow Panel  Back to Back Vertical Panel Sign  Double Direction Arrow Panel  Left Directional Arrow Panel  Right Directional Arrow Panel  Sequencing Arrow Panel  Truck Mounted Arrow Panel  Power Pole  Wood Pole  Pedestrian Push Button Post  Property Corner  Pull Box  Intelligent Transportation Pull Box  Sanitary Pump  Storm Drain Pump  Reinforced Pavement  Reinforced Concrete End Section 15 Inch  Reinforced Concrete End Section 18 Inch  Reinforced Concrete End Section 24 Inch  Reinforced Concrete End Section 30 Inch  Reinforced Concrete End Section 36 Inch  Reinforced Concrete End Section 42 Inch	 Reinforced Concrete End Section 48 Inch  Reinforced Concrete End Section 54 Inch  Reset Right of Way Marker  Reset USGS Marker  Right of Way Markers  Riser 30 Inch  Continuous Split Barrel Sample  Flight Auger Sample  Split Barrel Sample  Thinwall Tube Sample  Highway Sign  SNOW GATE 18 FT  SNOW GATE 28 FT  SNOW GATE 40 FT  Standard Penetration Test  Transformer  Inclinometer Tube  Underdrain Cleanout  Excavation Unit  Water Valve
--	---	--	---

NORTH DAKOTA DEPARTMENT OF TRANSPORTATION	
4-20-11	
REVISIONS	
DATE	CHANGE

This document was originally issued and sealed by
Roger Weigel,
 Registration Number
PE-2930,
 on **4/20/11** and the original document is stored at the
 North Dakota Department
 of Transportation