

North Dakota Department of
Transportation Construction
Conference
2011

Oversize Movements and Construction
Zones

Who needs a permit?

- Vehicle and loads movements
 - Exceed 8'6" in width
 - Exceed 14' in height
 - Exceed 53' trailer length
 - Exceeds legal axle weights
 - 20,000 lbs – single axle
 - 34,000 lbs – tandem axle
 - 48,000 lbs – group of 3 or more axles
 - 105,500 lbs – gross vehicle weight

Who doesn't need a permit?

- Resident farmers, ranchers, dealers, and manufacturers hauling or driving implements of husbandry that are overwidth.
- Resident farmers, ranchers, dealers, and manufacturers hauling or driving farm machinery that does not exceed 15 feet 6 inches in height and not traveling on the interstate system.


Permit Types for Oversize Movements

- Computer generated, handwritten permits:
 - Completed by Highway Patrol Field Personnel & Permit Section personnel
- On-line Electronic permits:
 - approved by Highway Patrol permit section

Permit Types for Oversize Movements (cont'd)

- Self-issue permits:
 - Completed by industry
 - Authorizes up to 14 feet 6 inches-Width, 15 feet 6 inches-Height, 120 feet-Length, 150,000 pounds gross vehicle weight
 - No contact with the Highway Patrol unless they call or when they exceed the above dimensions

How the ND Highway Patrol/Motor Carrier Industry utilizes the Road Const Map when issuing a permit

- Width/Height restriction  Width/Height Restrictions
 - Actual width restriction
 - If travel is allowed on shoulder, actual width should include the shoulder
 - Generally overweight movements are not allowed on shoulder.
 - Exact Location
 - Signage



North Dakota Travel Information Map

- Printable Maps
- Text Versions
- Additional Travel Info
- Help

Map Tips

Incidents -

- 2/24/2011 08:05 AM
- No Travel Advised
- Flooded (Road Closed)

Conditions

Cameras -

Radar

Weight Restrictions -

- 1/28/2011 08:42 AM
- Weight Restrictions

Trucks -

- 1/28/2011 08:42 AM
- mi. Greater than 8mi.

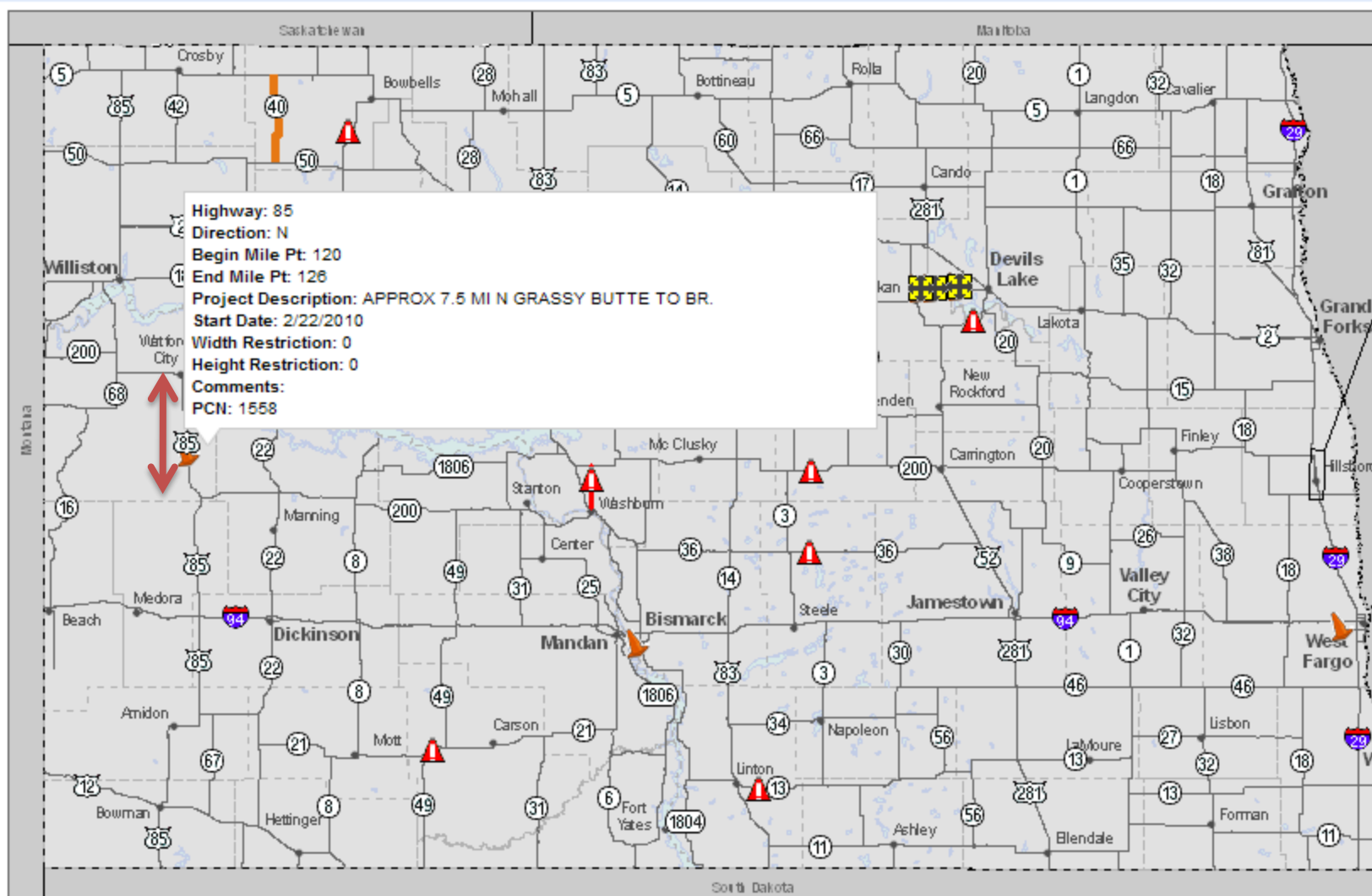
Restrictions

- Effective 12/07/2010

Restrictions

- 2011

Refresh



The traveler information reports are based upon information available at the time of preparation. Actual conditions may vary. Be alert for changing conditions.

Road Const Map ...cont'

- 4- lane highways
 - Passing lane or driving lane
 - If traffic is diverted onto 2 lanes, head to head
 - into what lanes has traffic been diverted?
 - » Westbound lanes?
 - » Eastbound lanes?
 - Do you want to show one direction when the width restriction is both east & westbound, or both north & southbound?
 - » 1. Suggestion - Leave direction box blank and show most restrictive width . In comments westbound width restriction – feet/inches, eastbound width restriction – feet/inches.
- East, west, north, south.....none of the above



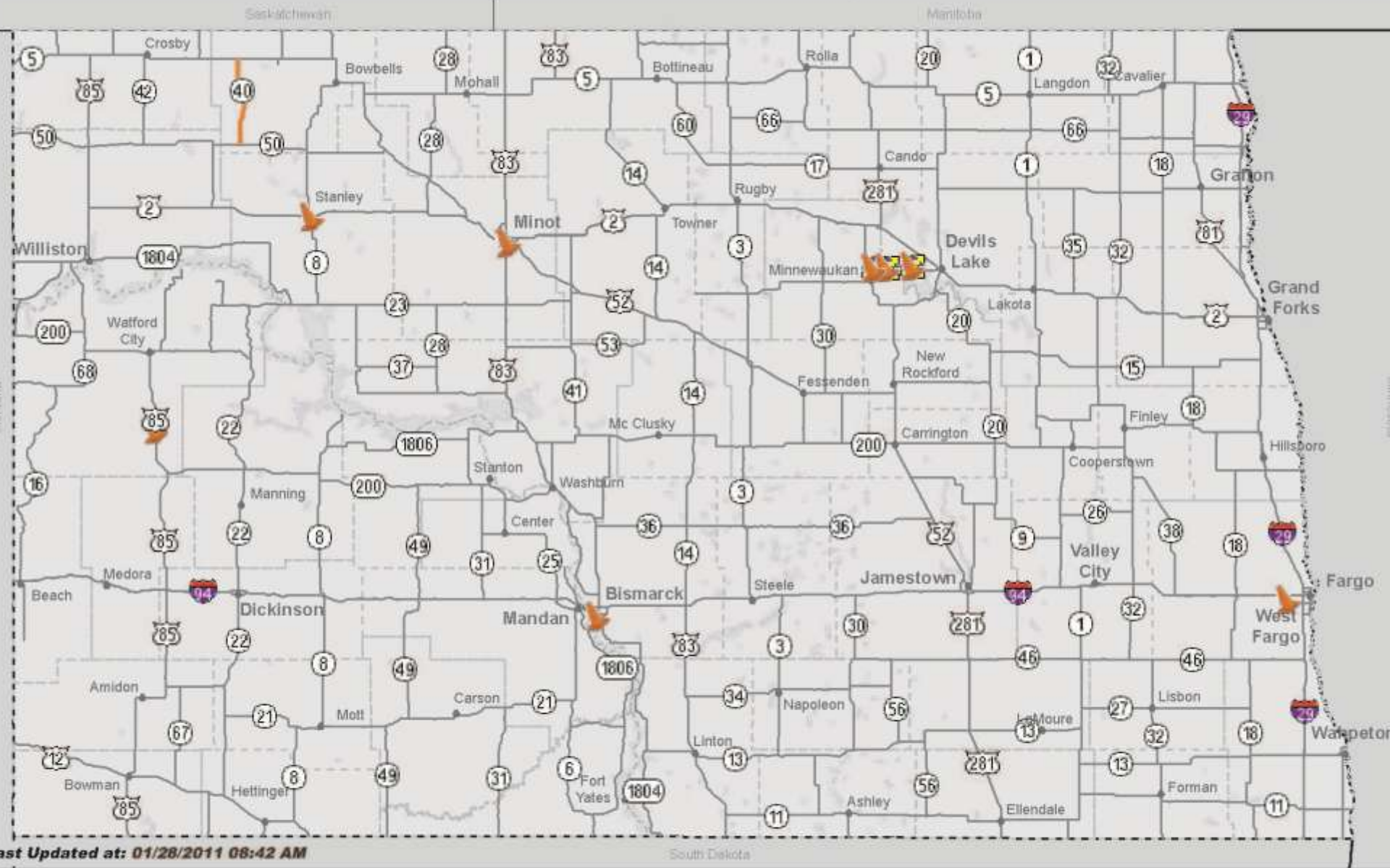


SEP 29 2003

Road Const Map....cont'

- 2-lane highway
 - Single lane
 - Width?
- Reconstruction of roadway
 - Gravel surface
 - Redirect overweight movement
 - Have no control of those carriers using self-issue permits.

North Dakota Work Zones and Width/Height Restrictions



Last Updated at: 01/28/2011 08:42 AM

Work Zones less than 8 miles

Work Zones greater than 8 miles

Width/Height Restrictions

The traveler information reports are based upon information available at the time of preparation. Actual conditions may vary. Be alert for changing conditions.

Too Wide....Can't fit through

- What to do if load arrives at construction project and can't fit through?
 - Implements of husbandry – exempt from over-width permits?
 - Carrier using self-issue permit...didn't look at construction map or contact permit section?

Questions